

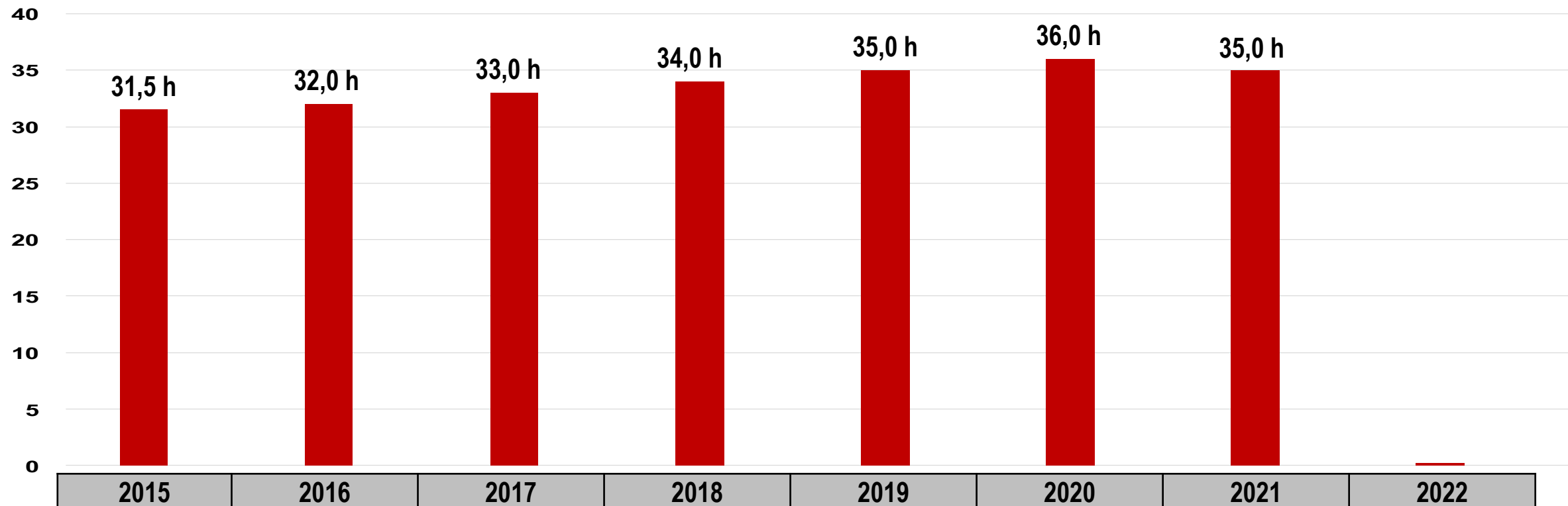
Indicadores e Métricas de Treinamento e Desenvolvimento

Edição: 01.06.2022

Annual Hours of Training per Employee ⁽¹⁾



United States – Market Segments: **All**



Edição
01.06.2022

Source / Meta-analysis

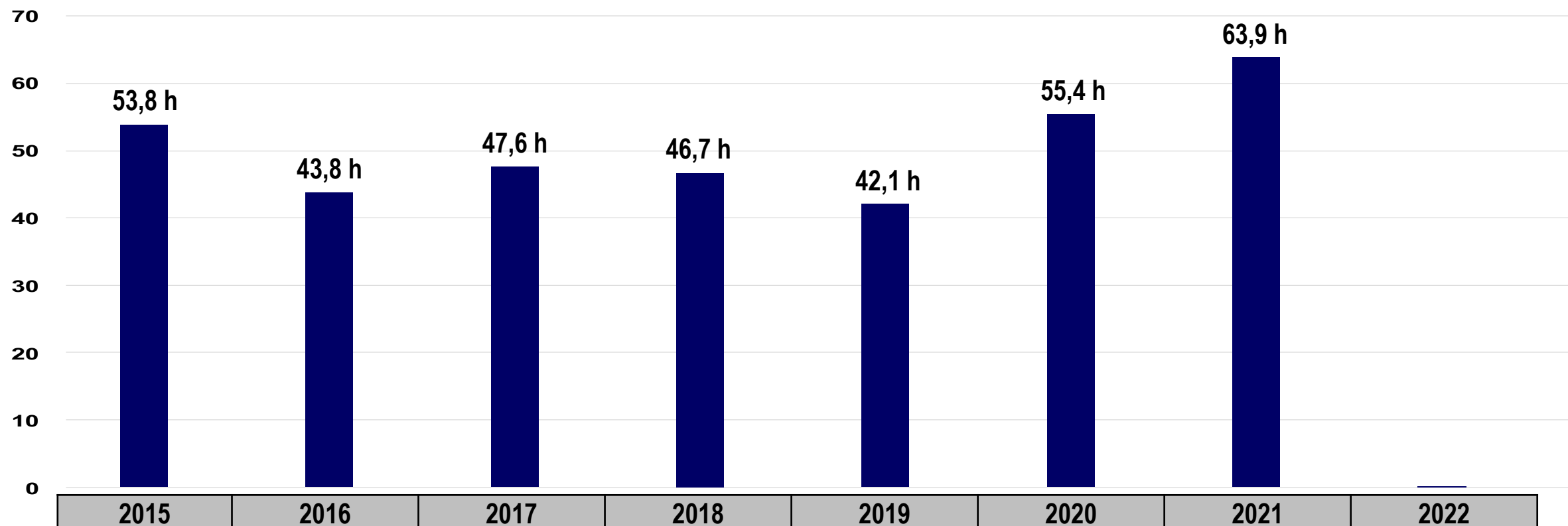
- Grupo Educacional Abernethy (Portugal)
- SBTD – Sociedade Brasileira de Treinamento e Desenvolvimento (Brasil)
- Annual Industry Report (Estados Unidos)

Respondents

- Size: Small, Midsize and Large Companies
- Market: All Segments
- (1) Employee = Empregado
- (2) Learner = Participante

Annual Hours of Training per Employee ⁽¹⁾

 United States – Market Segments: **Industry**



Edição
01.06.2022

Source / Meta-analysis

- Grupo Educacional Aberne-Segene (Portugal)
- SBTD – Sociedade Brasileira de Treinamento e Desenvolvimento (Brasil)
- Annual Industry Report (Estados Unidos)

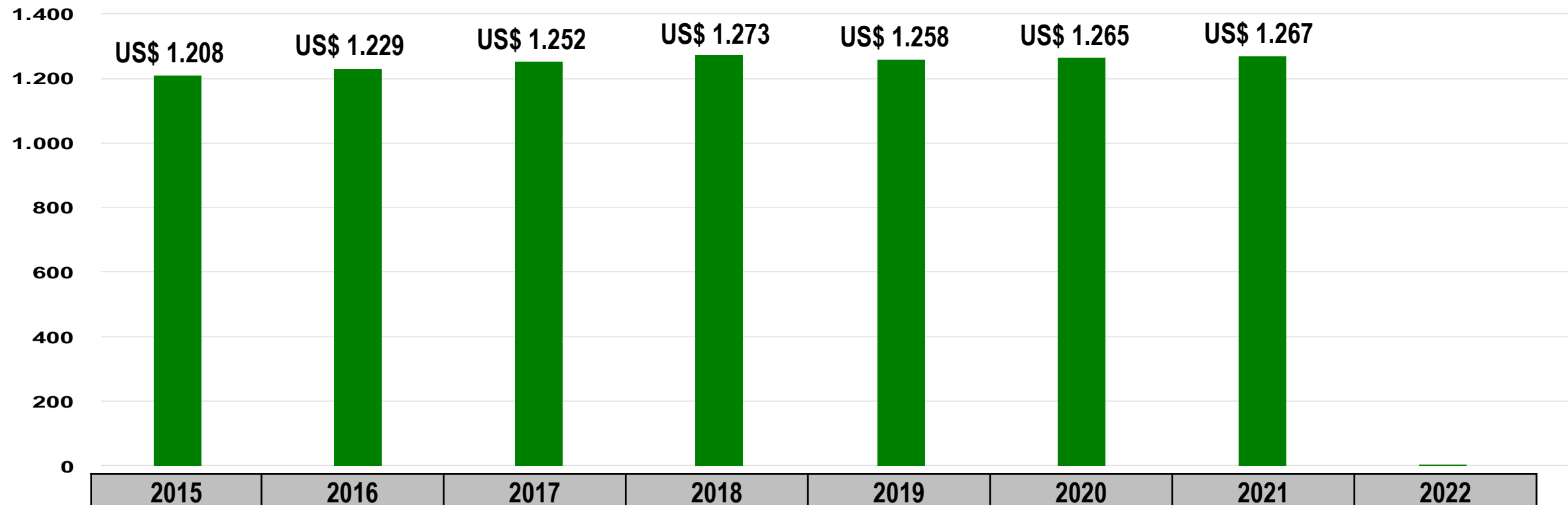
Respondents

- Size: Small, Midsize and Large Companies
- Market: Industry Segment
- (1) Employee = Empregado
- (2) Learner = Participante

Annual Training Expenditures per Employee⁽¹⁾



United States – Market Segments: **All**



Edição
01.06.2022

Source / Meta-analysis

- Grupo Educacional Aberne-Segene (Portugal)
- SBTD – Sociedade Brasileira de Treinamento e Desenvolvimento (Brasil)
- Annual Industry Report (Estados Unidos)

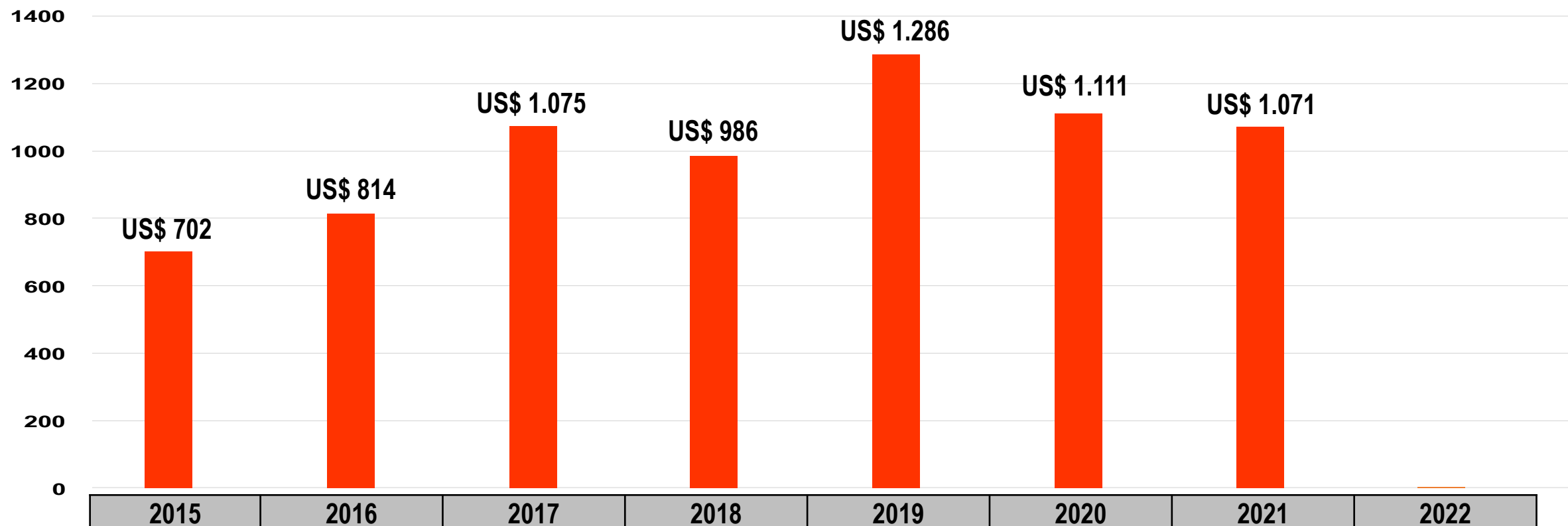
Respondents

- Size: Small, Midsize and Large Companies
- Market: All Segments
- (1) Employee = Empregado
- (2) Learner = Participante

Annual Training Expenditures per Learner ⁽²⁾



United States – Market Segments: **Industry**



Edição
01.06.2022

Source / Meta-analysis

- Grupo Educacional Aberne-Segene (Portugal)
- SBTD – Sociedade Brasileira de Treinamento e Desenvolvimento (Brasil)
- Annual Industry Report (Estados Unidos)

Respondents

- Size: Small, Midsize and Large Companies
- Market: Industry Segment
- (1) Employee = Empregado
- (2) Learner = Participante